


**FOTILE**

**SuperFlame** Series Gas Hob

**More Than  
High Flame Power**



**FOTILE**



FOTILE: wechat

WWW.FOTILEGLOBAL.COM

**Burn  
TECH-II**

TECHNOLOGY OF FLAME

**FOTILE**



**FOTILE**  
HoodPlus

# Happiness Starts In Your Kitchen

Sell well in more than **20 countries** around the world.  
**Nearly 10,000 families** choose FOTILE every day

**2000+ patents** for kitchen appliances\*, leading technological innovation in the industry

**Dusseldorf, Germany; Osaka, Japan; Ningbo, China;** three global centers for technological innovation

Revise **international standards\*** for extractor hoods

\* The patents are mainly in China.  
\* IEC 60335-2-31: Household and Similar Electrical Appliances - Safety - Part 2-31: Particular Requirements for Range Hoods and Other Cooking Fume Extractors.

# What is the TRUE High Flame Power?

**HIGH HEAT LOAD ≠ HIGH FLAME POWER**

**THE SECRET OF 5kW > 5.5kW**

Why do gas hobs that boast a “strong 5.5kW flame power” always pale in comparison with 5kW gas hobs?

Here’s the truth: 5.5kW labelled products only refer to the heat load, instead of its true flame power.

From the moment gas is unleashed from the nozzle to its combustion, each gas hob comes with its own unique gas and heat loss rate – collectively known as heat efficiency, the flames that actually end up absorbed by the pan for cooking. Basically, under the same heat load, the greater the heat efficiency, the greater the flame power.



Why do we call it “**SuperFlame**”

## HIGH HEAT STIR-FRY

Under the same heat load conditions, higher heat efficiency gives you better heat absorption for your cookware – say hello to restaurant-grade food in your kitchen.



## REDUCED GAS REPLACEMENTS

High heat efficiency means even higher savings on gas consumptions and even faster cooking experience.



# THE 6 CORE TECHNOLOGIES OF FOTILE'S BURNTECH-II®

Six core technologies assist 



**PRESSURE-STABLE PRE-MIXING CHAMBER  
HIGHER FUSION RATE**

The chamber's large volume stores a greater amount of gas and cancels pressure fluctuation, allowing gas and oxygen to fuse more uniformly to create stable flames while effectively solving issues related to backfiring.



**LARGE FLAME HOLE  
SUPERIOR FLAME POWER**

The larger-than-average apertures are angled precisely to target wok bottoms, meaning the flames will not be affected by environmental changes such as wind and air pressure. Repeated testing has shown consistent flames in various environments.



**U5-BALANCED DIRECT INJECTION CHAMBER  
ENHANCED AIR PRESSURE BALANCE**

These five combustion chambers further pressurize the gas in the pre-mixing chamber using short, impactful bursts to generate roaring flames.



**OXYGEN SUPPLEMENTATION CHANNEL  
RICH AIR SUPPLY**

The 11mm high oxygen inlet ensures consistent air supply to keep the flames roaring with strength.



**OXYGEN AUGMENTING FIRE CAP  
HIGHER OXYGEN INTAKE**

Gathering more oxygen to create a 'massive oxygen-concentration zone' at the center of the burner to reach a new level in flame intensity.



**DOUBLE-STABILISED FLAME RING  
FLAME POWER STABILITY**

Due to unstable air pressure, normal gas hobs tend to exhibit flame-outs when gas use is at its peak or when bottled liquefied gas is used; FOTILE's new stabilized burner and double-stabilized flame ring design for the inner and outer rings make these worries a thing of the past.

# Burn<sup>®</sup> TECH

TECHNOLOGY OF FLAME



Utilizing FOTILE's **BurnTECH-II**® core technologies, FOTILE Super Flame has not only the superior **5kW heat load**, but also a super-boosted **60% heat efficiency**.



heat load



heat efficiency





# 12 SAFETY FEATURES FOR TOTAL PEACE OF MIND



### INTEGRATED SILICON ALUMINIUM ALLOY BURNER

Aviation-grade silicon aluminum alloy burner—durable and unlikely to rust—combined with a one-piece, fully-sealed design to eliminate gas leaks that commonly plague normal gas hobs.



### THREE-LAYER HIGH-END EXPLOSION-PROOF SAFETY GLASS PANEL

Unlike other gas hobs, FOTILE Super Flame Series gas hobs are uniquely equipped with a burst-proof plate with excellent thermal conductivity, uniform panel heating and doubled burst defense.



### 3X REINFORCED GAS LEAK PREVENTION SEAL

To completely eliminate the risk of leakage, each gas hob is subjected to three meticulous gas tightness inspections—focusing on the gas pipe, valve, and overall machine—before leaving the factory.



### ANTI-FLASHBACK SHIELD

This protective cover, placed above the damper, shields users from the dangers of backfiring.



### GAS & ELECTRICITY SEPARATOR

Separates electrical components from gas components to avoid safety hazards.



### WATERPROOF COVER

This umbrella-shaped cover prevents leaks into the valve and ensures good ignition.



### FLAME FAILURE DEVICE

In the event of an accidental extinguishment, the gas source is automatically cut off to prevent gas leakage.



### SAFETY IGNITION COVER

Protects the ignition pin from getting damaged easily.



### COPPER TUBING

High-quality copper gas pipes with high durability and corrosion resistance for enhanced safety.



### GUIDE POSITIONING PIN

Ensures that burners and fire covers are placed correctly to prevent accidents caused by misplacement.




### CHILDPROOF KNOB

The knob can only be dialed when pushed down, to prevent misuse by children.



### MOTHER SET POWER CONNECTION


Shields the wire joint to prevent leakage.



### ADJUSTABLE CUT OUT SIZE MORE THAN HIGH FLAME POWER, EASY INSTALLATION

Changing a hob can be such a headache. You may find one that you like, only to find that it does not fit your kitchen. And who would renovate the entire kitchen just to fit a hob? Say hello to FOTILE Super Flame's adjustable cut out size. With a customizable range of 650-710\*350-400.

FOTILE **SuperFlame** makes it easy for any family in any home to make the change. So don't worry about your kitchen. Leave the changing to us. (Applicable to Model GHG78211)



### STABLE PAN SUPPORT MORE THAN HIGH FLAME POWER, THOUGHTFULLY STABLE

In our many years of service, we have noticed that almost every family cooks and fries using a large wok with a sharp bottom that varies significantly in size (the most common being 40cm in diameter or above), making the stability of wok support a high priority.

With a pan support diameter of 165mm, FOTILE **SuperFlame** ultra-stable wok support is tailor-made for the classic Southeast Asian sharp-bottomed wok, giving your cooking experience an extra dash of safety.



### INSTANT IGNITION MORE THAN HIGH FLAME POWER, FASTER IGNITION

Here's an irritating norm – typical gas hobs require you to press the ignition for a relatively long time, and more often than not, the fire goes out right as you release the button, forcing you to repeat the process over and over.

To that, we say – no more. FOTILE **SuperFlame** is built for instant ignition, giving you roaring flames the moment you demand it.



## HUMANIZED DESIGN



ANTI-SLIP & ANTI-SCALD BAKELITE KNOB

Cook without worry of being scalded by the hob's knobs. Its stylish cylindrical design is easy to clean as well!



REMOVABLE WASHING CUP

Easy to remove, allows you to dispose of the food residues between the inner and outer ring fire covers.



SEALED WATERPROOF CAP

The waterproof cap under the knob is sealed to prevent spills from leaking into the hob's interiors.



DIVERSION GROOVES

Continuously diverts residual fluids from the inner ring's fire cap.



DIVERSION WINDOW

1-degree tilt design for smoother liquid flow.

MODEL	GHG78211	GHG78312
-------	----------	----------

Appearance		
------------	--	--

Product Size(mm) (WxD)	780x450	780x450
Built-in Size(mm) (WxD)	650-710x350-400	708x388
Heating Efficiency	60%	60%
Heating Load(kW)	5	5
Pan Support	Cast Iron	Cast Iron

Information Drawing		
---------------------	--	--